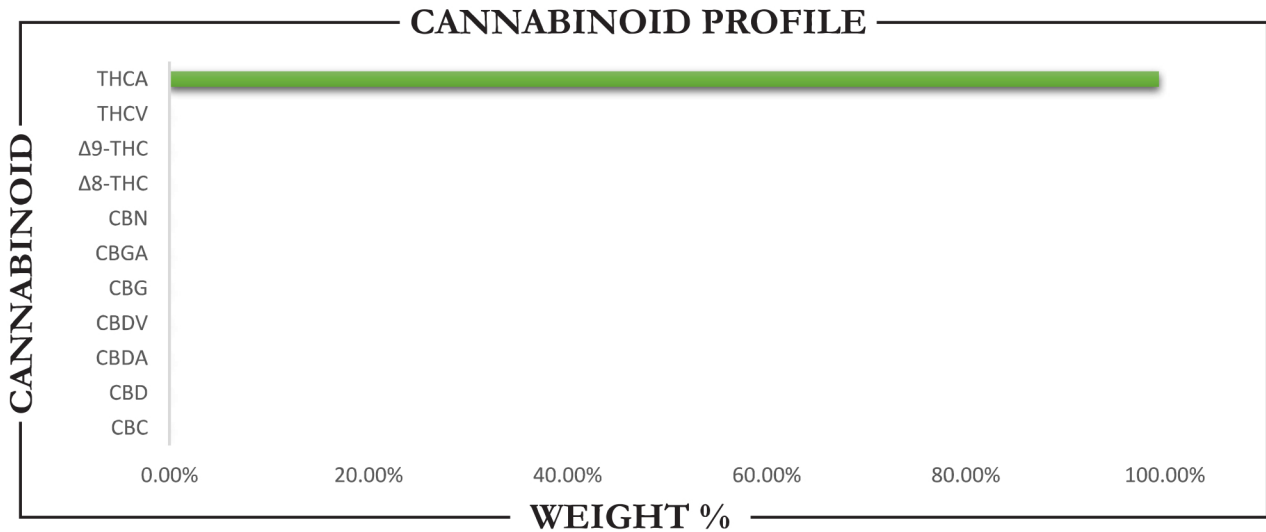


**REPORT PREPARED FOR:**
**Fern Valley Farms**  
 4725 Fern Valley Rd  
 Medford, OR 97520

**PROJECT#** 25004426  
**LAB ID** 55010791  
**REPORT DATE** 2/19/2025

**SAMPLE NAME:** THCA Isolate  
**DATE RECEIVED:** 2/18/2025

THCA	TOTAL CBD	TOTAL CANNABINOIDS
99.50%	ND	99.50%



CANNABINOID	WEIGHT (%)	MG/G
CBC	ND	ND
CBD	ND	ND
CBDA	ND	ND
CBDV	ND	ND
CBG	ND	ND
CBGA	ND	ND
CBN	ND	ND
Δ8-THC	ND	ND
Δ9-THC	ND	ND
THCA	99.50	995.00
THCv	ND	ND
Total CBD	ND	ND
Total CBG	ND	ND
Total THC	87.26	872.61

Analysis Method: TP-POT-05	Prepared By: TJS	Analyzed By: TJS
By HPLC-VWD	Prep Date: 2/18/2025	Analysis Date: 2/18/2025
Total THC = (0.877 x THCA) + Δ9-THC	Batch ID: FEB1825A-POT	
Total CBD = (0.877 x CBDA) + CBD		
Total CBG = (0.877 x CBGA) + CBG		
ND = Not Detected		



APPROVED BY:  
**JUSTIN HALL**  
 LAB DIRECTOR

*Justin Hall*

SIGNATURE	2/19/2025 SIGNED ON
-----------	------------------------

## THCA

Sample ID: 2502ENC1523\_4982  
Strain: THCA  
Matrix: Concentrates & Extracts  
Type: Cannabinoid Isolate  
Batch#:

Collected: 02/07/2025  
Received: 02/07/2025  
Completed: 02/12/2025  
Sample Size: 1 units;


### Pesticides

Method: SOP CA\_M-PESTMYCOLCMS

Analytes	LOD	LOQ	Limit	Result	Status	Analytes	LOD	LOQ	Limit	Result	Status
	µg/g	µg/g	µg/g	µg/g			µg/g	µg/g	µg/g	µg/g	
Abamectin	0.019	0.056	0.1	ND	Pass	Fludioxonil	0.011	0.034	0.1	ND	Pass
Acephate	0.006	0.02	0.1	ND	Pass	Hexythiazox	0.008	0.025	0.1	ND	Pass
Acequinocyl	0.0089	0.0268	0.1	ND	Pass	Imazalil	0.021	0.064	0.021	ND	Pass
Acetamiprid	0.006	0.018	0.1	ND	Pass	Imidacloprid	0.009	0.026	5	ND	Pass
Aldicarb	0.031	0.095	0.031	ND	Pass	Kresoxim Methyl	0.015	0.044	0.1	ND	Pass
Azoxystrobin	0.006	0.017	0.1	ND	Pass	Malathion	0.008	0.023	0.5	ND	Pass
Bifenazate	0.01	0.03	0.1	ND	Pass	Metalaxyl	0.007	0.021	2	ND	Pass
Bifenthrin	0.049	0.15	3	ND	Pass	Methiocarb	0.015	0.044	0.015	ND	Pass
Boscalid	0.01	0.031	0.1	ND	Pass	Methomyl	0.017	0.051	1	ND	Pass
Captan	0.05	0.1516	0.7	ND	Pass	Parathion Methyl	0.0157	0.0477	0.0157	ND	Pass
Carbaryl	0.022	0.065	0.5	ND	Pass	Mevinphos	0.024	0.072	0.024	ND	Pass
Carbofuran	0.017	0.051	0.017	ND	Pass	Myclobutanil	0.011	0.033	0.1	ND	Pass
Chlorantraniliprole	0.011	0.034	10	ND	Pass	Naled	0.026	0.078	0.1	ND	Pass
Chlordane	0.0099	0.03	0.0099	ND	Pass	Oxamyl	0.014	0.044	0.5	ND	Pass
Chlorfenapyr	0.0316	0.0957	0.0316	ND	Pass	Paclobutrazol	0.033	0.099	0.033	ND	Pass
Chlorpyrifos	0.024	0.073	0.024	ND	Pass	PCNB	0.0133	0.0403	0.1	ND	Pass
Clofentezine	0.011	0.034	0.1	ND	Pass	Permethrin	0.013	0.039	0.5	ND	Pass
Coumaphos	0.028	0.084	0.028	ND	Pass	Phosmet	0.006	0.018	0.1	ND	Pass
Cyfluthrin	0.0243	0.0736	2	ND	Pass	Piperonyl Butoxide	0.008	0.025	3	ND	Pass
Cypermethrin	0.0409	0.124	1	ND	Pass	Prallethrin	0.01	0.03	0.1	ND	Pass
Daminozide	0.023	0.069	0.023	ND	Pass	Propiconazole	0.009	0.028	0.1	ND	Pass
Diazinon	0.008	0.024	0.1	ND	Pass	Propoxur	0.02	0.061	0.02	ND	Pass
Dichlorvos	0.017	0.051	0.017	ND	Pass	Pyrethrins	0.02	0.059	0.5	ND	Pass
Dimethoate	0.02	0.059	0.02	ND	Pass	Pyridaben	0.01	0.03	0.1	ND	Pass
Dimethomorph	0.01	0.03	2	ND	Pass	Spinetoram	0.012	0.037	0.1	ND	Pass
Ethoprophos	0.016	0.048	0.016	ND	Pass	Spinosad	0.01	0.032	0.1	ND	Pass
Etofenprox	0.027	0.082	0.027	ND	Pass	Spiromesifen	0.011	0.033	0.1	ND	Pass
Etoxazole	0.006	0.017	0.1	ND	Pass	Spirotetramat	0.018	0.054	0.1	ND	Pass
Fenhexamid	0.013	0.04	0.1	ND	Pass	Spiroxamine	0.01	0.03	0.01	ND	Pass
Fenoxycarb	0.012	0.037	0.012	ND	Pass	Tebuconazole	0.014	0.042	0.1	ND	Pass
Fenpyroximate	0.003	0.01	0.1	ND	Pass	Thiacloprid	0.01	0.031	0.01	ND	Pass
Fipronil	0.021	0.063	0.021	ND	Pass	Thiamethoxam	0.013	0.039	5	ND	Pass
Flonicamid	0.017	0.051	0.1	ND	Pass	Trifloxystrobin	0.004	0.011	0.1	ND	Pass

Date Tested: 02/07/2025

LOQ = Limit of Quantitation; LOD = Limit of Detection; NT = Not Tested; ND = Not Detected.

  
Kevin Nolan  
Laboratory Director | 02/12/2025



## THCA

**Sample ID:** 2502ENC1523\_4982  
**Strain:** THCA  
**Matrix:** Concentrates & Extracts  
**Type:** Cannabinoid Isolate  
**Batch#:**

**Collected:** 02/07/2025  
**Received:** 02/07/2025  
**Completed:** 02/12/2025  
**Sample Size:** 1 units;


### Residual Solvents

Method: SOP CA\_M-RES\_SOLVENTS

Analytes	LOD	LOQ	Limit	Result	Status
	µg/g	µg/g	µg/g	µg/g	
Acetone	3.37	10.20	5000	ND	Pass
Acetonitrile	1.80	5.45	410	ND	Pass
Benzene	0.11	0.33	1	ND	Pass
Butane	2.31	7.01	5000	123.25	Pass
Chloroform	0.21	0.65	1	ND	Pass
Ethanol	2.82	8.54	5000	10.00	Pass
Ethyl acetate	2.10	6.36	5000	ND	Pass
Ethyl ether	1.93	5.86	5000	ND	Pass
Ethylene Oxide	0.31	0.94	1	ND	Pass
Heptane	2.18	6.61	5000	ND	Pass
Hexane	2.22	6.74	290	ND	Pass
Isopropyl alcohol	2.19	6.64	5000	ND	Pass
Methanol	2.28	6.90	3000	ND	Pass
Methylene chloride	0.10	0.31	1	ND	Pass
1,2-Dichloroethane	0.10	0.30	1	ND	Pass
Pentane	2.39	7.25	5000	ND	Pass
Propane	2.33	7.05	5000	ND	Pass
Toluene	0.59	1.79	890	ND	Pass
Total xylenes (ortho-, meta-, para-)	13.51	40.94	2170	ND	Pass
Trichloroethylene	0.18	0.54	1	ND	Pass

Date Tested: 02/07/2025

LOQ = Limit of Quantitation; LOD = Limit of Detection; NT = Not Tested; ND = Not Detected.



Kevin Nolan  
Laboratory Director | 02/12/2025

