BADGER LABS

CERTIFICATE OF ANALYSIS

BADGER LABS
3426 E. Maria Drive
Stevens Point, WI 54481
(715) 544-4900

REPORT PREPARED FOR:

Fern Valley Farms
4725 Fern Vallley Rd
Medford, OR 97520

PROJECT# 26022191
LAB ID 56056382
RECEIVED DATE 10/8/2026
REPORT DATE 10/12/2026

SAMPLE NAME: Sour Lifter

TOTAL Δ9-THC	TOTAL CBD	TOTAL CANNABINOIDS
0.1900 %	15.706 %	18.530 %

CANNABINOID PROFILE

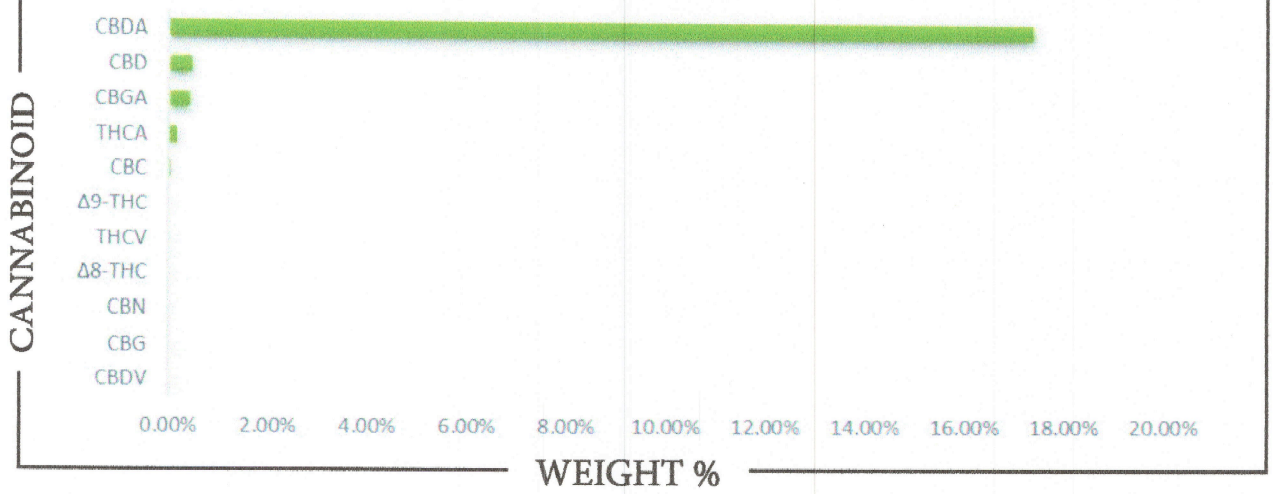

CANNABINOID	WEIGHT %	MG/G
CBC	0.0429	0.429
CBD	0.4585	4.585
CBDA	17.386	173.86
CBDV	ND	ND
CBG	ND	ND
CBGA	0.4312	4.312
CBN	ND	ND
Δ8-THC	ND	ND
Δ9-THC	0.0354	0.354
THCA	0.1763	1.763
THCV	ND	ND
Total CBD	15.706	157.06
Total CBG	0.3782	3.782
Total THC	0.1900	1.900

Analysis Method: TP-POT-05
By HPLC-VWD
Total THC = (0.877 x THCA) + Δ9-THC
Total CBD = (0.877 x CBDA) + CBD
Total CBG = (0.877 x CBGA) + CBG
ND = Not Detected

Prepared By: KAM
Prep Date: 10/9/2026
Batch ID: OCT0926A-POT

Analyzed By: KAM
Analysis Date: 10/9/2026

PJLA Testing
Accreditation# 115522

APPROVED BY:
JUSTIN HALL
LAB DIRECTOR

SIGNATURE

10/12/2026
SIGNED ON

This is a Badger Labs Certificate of Analysis and may not be reproduced without written approval from Badger Labs. Badger Labs maintains strict confidentiality of all client data. Any information regarding an analysis is shared only with the individuals designated on the Laboratory Chain of Custody (COC) as contacts unless authorization is received. Limits of Quantification (LOQ) are available upon request. This report complies to the requirements of the ISO/IEC 17025:2017 standard. Review the results, expanded uncertainty and specifications to ensure they meet your requirements. Uncertainty values are available upon request.

BADGER LABS

CERTIFICATE OF ANALYSIS

BADGER LABS
3426 E. Maria Drive
Stevens Point, WI 54481
(715) 544-4900

REPORT PREPARED FOR:

Fern Valley Farms
4725 Fern Vallley Rd
Medford, OR 97520

PROJECT# 26022191
LAB ID 56056380
RECEIVED DATE 10/8/2026
REPORT DATE 10/12/2026

SAMPLE NAME: Sour Electra

TOTAL Δ9-THC	TOTAL CBD	TOTAL CANNABINOIDS
0.2204 %	14.664 %	17.582 %

CANNABINOID PROFILE

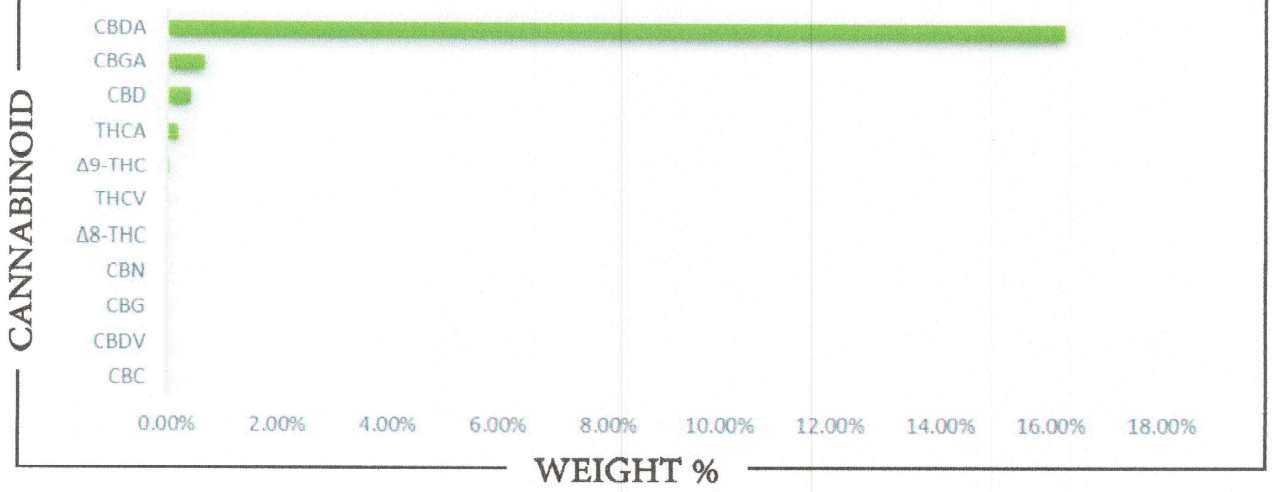

CANNABINOID	WEIGHT %	MG/G
CBC	ND	ND
CBD	0.4165	4.165
CBDA	16.245	162.45
CBDV	ND	ND
CBG	ND	ND
CBGA	0.6758	6.758
CBN	ND	ND
Δ8-THC	ND	ND
Δ9-THC	0.0484	0.484
THCA	0.1961	1.961
THCV	ND	ND
Total CBD	14.664	146.64
Total CBG	0.5927	5.927
Total THC	0.2204	2.204

Analysis Method: TP-POT-05
By HPLC-VWD
Total THC = (0.877 x THCA) + Δ9-THC
Total CBD = (0.877 x CBDA) + CBD
Total CBG = (0.877 x CBGA) + CBG
ND = Not Detected

Prepared By: KAM
Prep Date: 10/9/2026
Batch ID: OCT0926A-POT

Analyzed By: KAM
Analysis Date: 10/9/2026

PJLA Testing
Accreditation# 115522

APPROVED BY:
JUSTIN HALL
LAB DIRECTOR

SIGNATURE

10/12/2026
SIGNED ON

This is a Badger Labs Certificate of Analysis and may not be reproduced without written approval from Badger Labs. Badger Labs maintains strict confidentiality of all client data. Any information regarding an analysis is shared only with the the individuals designated on the Laboratory Chain of Custody (COC) as contacts unless authorization is received. Limits of Quantification (LOQ) are available upon request. This report complies to the requirements of the ISO/IEC 17025:2017 standard. Review the results, expanded uncertainty and specifications to ensure they meet your requirements. Uncertainty values are available upon request.

BADGER LABS

CERTIFICATE OF ANALYSIS

BADGER LABS
3426 E. Maria Drive
Stevens Point, WI 54481
(715) 544-4900

REPORT PREPARED FOR:

Fern Valley Farms
4725 Fern Vallley Rd
Medford, OR 97520

PROJECT# 26022191
LAB ID 56056381
RECEIVED DATE 10/8/2026
REPORT DATE 10/12/2026

SAMPLE NAME: Suver Haze

TOTAL Δ9-THC	TOTAL CBD	TOTAL CANNABINOIDS
0.2265 %	16.230 %	19.069 %

CANNABINOID PROFILE

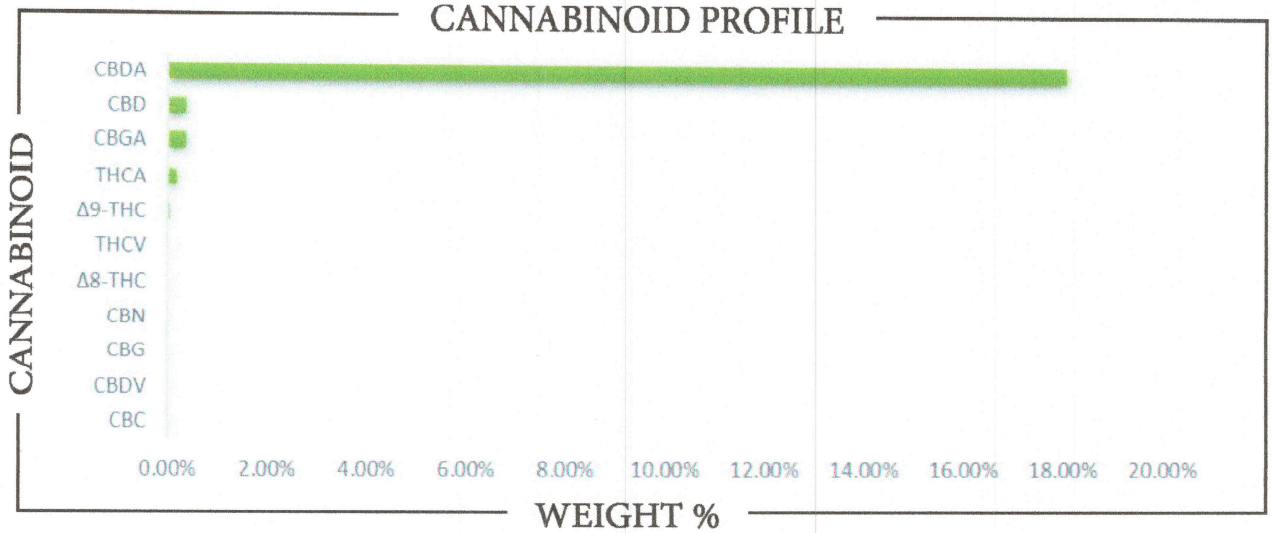

CANNABINOID	WEIGHT %	MG/G
CBC	ND	ND
CBD	0.3728	3.728
CBDA	18.082	180.82
CBDV	ND	ND
CBG	ND	ND
CBGA	0.3639	3.639
CBN	ND	ND
Δ8-THC	ND	ND
Δ9-THC	0.0504	0.504
THCA	0.2008	2.008
THCV	ND	ND
Total CBD	16.230	162.30
Total CBG	0.3191	3.191
Total THC	0.2265	2.265

Analysis Method: TP-POT-05
By HPLC-VWD
Total THC = (0.877 x THCA) + Δ9-THC
Total CBD = (0.877 x CBDA) + CBD
Total CBG = (0.877 x CBGA) + CBG
ND = Not Detected

Prepared By: KAM
Prep Date: 10/9/2026
Batch ID: OCT0926A-POT

Analyzed By: KAM
Analysis Date: 10/9/2026

PJLA Testing
Accreditation# 115522

APPROVED BY:
JUSTIN HALL
LAB DIRECTOR

SIGNATURE

10/12/2026
SIGNED ON

This is a Badger Labs Certificate of Analysis and may not be reproduced without written approval from Badger Labs. Badger Labs maintains strict confidentiality of all client data. Any information regarding an analysis is shared only with the individuals designated on the Laboratory Chain of Custody (COC) as contacts unless authorization is received. Limits of Quantification (LOQ) are available upon request. This report complies to the requirements of the ISO/IEC 17025:2017 standard. Review the results, expanded uncertainty and specifications to ensure they meet your requirements. Uncertainty values are available upon request.

BADGER LABS

CERTIFICATE OF ANALYSIS

BADGER LABS
3426 E. Maria Drive
Stevens Point, WI 54481
(715) 544-4900

REPORT PREPARED FOR:

Fern Valley Farms
4725 Fern Vallley Rd
Medford, OR 97520

PROJECT# 26022191
LAB ID 56056379
RECEIVED DATE 10/8/2026
REPORT DATE 10/12/2026

SAMPLE NAME: Super Sour Space Candy

TOTAL Δ9-THC	TOTAL CBD	TOTAL CANNABINOIDS
0.2059 %	15.518 %	18.152 %

CANNABINOID PROFILE

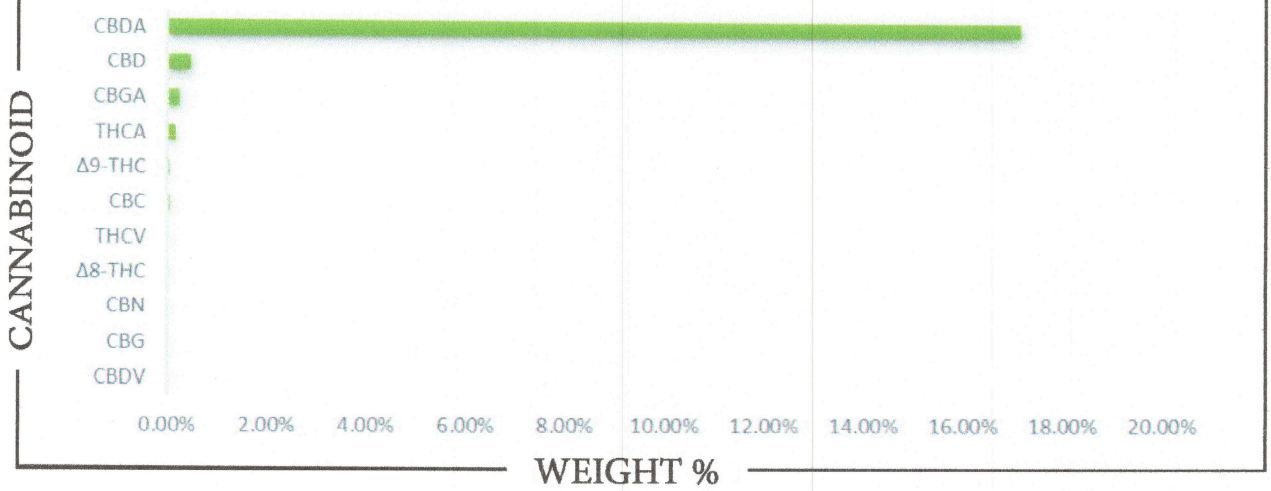

CANNABINOID	WEIGHT %	MG/G
CBC	0.0417	0.417
CBD	0.4658	4.658
CBDA	17.163	171.63
CBDV	ND	ND
CBG	ND	ND
CBGA	0.2541	2.541
CBN	ND	ND
Δ8-THC	ND	ND
Δ9-THC	0.0518	0.518
THCA	0.1757	1.757
THCV	ND	ND
Total CBD	15.518	155.18
Total CBG	0.2229	2.229
Total THC	0.2059	2.059

Analysis Method: TP-POT-05
By HPLC-VWD
Total THC = (0.877 x THCA) + Δ9-THC
Total CBD = (0.877 x CBDA) + CBD
Total CBG = (0.877 x CBGA) + CBG
ND = Not Detected

Prepared By: KAM
Prep Date: 10/9/2026
Batch ID: OCT0926A-POT

Analyzed By: KAM
Analysis Date: 10/9/2026

PJLA Testing
Accreditation# 115522

APPROVED BY:
JUSTIN HALL
LAB DIRECTOR

SIGNATURE

10/12/2026
SIGNED ON

This is a Badger Labs Certificate of Analysis and may not be reproduced without written approval from Badger Labs. Badger Labs maintains strict confidentiality of all client data. Any information regarding an analysis is shared only with the the individuals designated on the Laboratory Chain of Custody (COC) as contacts unless authorization is received. Limits of Quantification (LOQ) are available upon request. This report complies to the requirements of the ISO/IEC 17025:2017 standard. Review the results, expanded uncertainty and specifications to ensure they meet your requirements. Uncertainty values are available upon request.

BADGER LABS

CERTIFICATE OF ANALYSIS

BADGER LABS
3426 E. Maria Drive
Stevens Point, WI 54481
(715) 544-4900

REPORT PREPARED FOR:

Fern Valley Farms
4725 Fern Vallley Rd
Medford, OR 97520

PROJECT# 26022191
LAB ID 56056383
RECEIVED DATE 10/8/2026
REPORT DATE 10/12/2026

SAMPLE NAME: Sour Special Sauce

TOTAL Δ9-THC	TOTAL CBD	TOTAL CANNABINOIDS
0.1779 %	11.150 %	13.119 %

CANNABINOID PROFILE

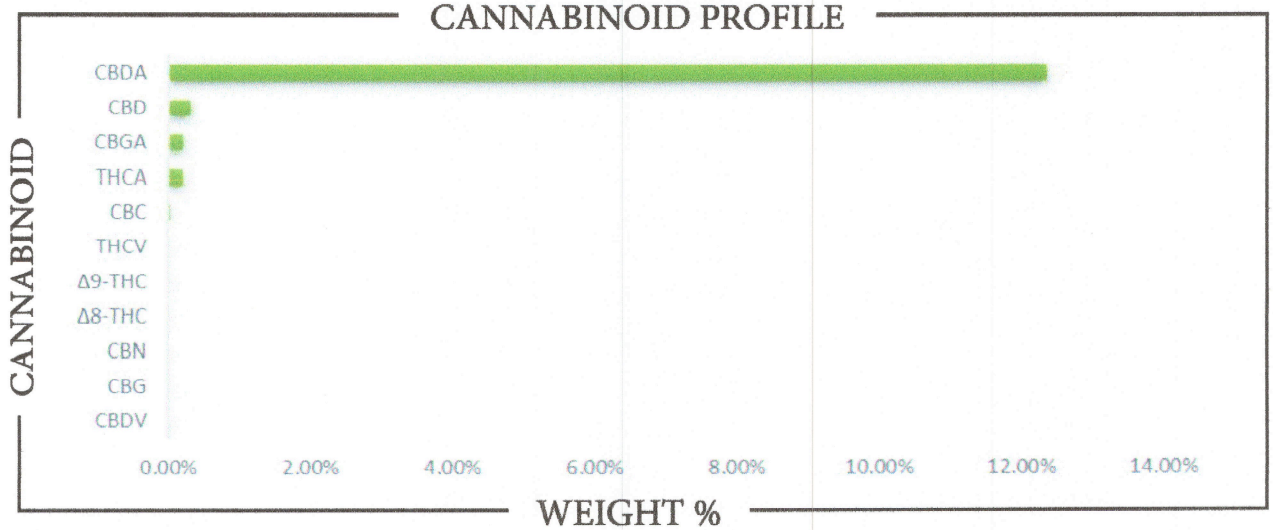

CANNABINOID	WEIGHT %	MG/G
CBC	0.0370	0.370
CBD	0.3071	3.071
CBDA	12.363	123.63
CBDV	ND	ND
CBG	ND	ND
CBGA	0.2085	2.085
CBN	ND	ND
Δ8-THC	ND	ND
Δ9-THC	ND	ND
THCA	0.2029	2.029
THCV	ND	ND
Total CBD	11.150	111.50
Total CBG	0.1828	1.828
Total THC	0.1779	1.779

Analysis Method: TP-POT-05
By HPLC-VWD
Total THC = (0.877 x THCA) + Δ9-THC
Total CBD = (0.877 x CBDA) + CBD
Total CBG = (0.877 x CBGA) + CBG
ND = Not Detected

Prepared By: KAM
Prep Date: 10/9/2026
Batch ID: OCT0926A-POT

Analyzed By: KAM
Analysis Date: 10/9/2026

PJLA Testing
Accreditation# 115522

APPROVED BY:
JUSTIN HALL
LAB DIRECTOR

SIGNATURE

10/12/2026
SIGNED ON

This is a Badger Labs Certificate of Analysis and may not be reproduced without written approval from Badger Labs. Badger Labs maintains strict confidentiality of all client data. Any information regarding an analysis is shared only with he the individuals designated on the Laboratory Chain of Custody (COC) as contacts unless authorization is received. Limits of Quantification (LOQ) are available upon request. This report complies to the requirements of the ISO/IEC 17025:2017 standard. Review the results, expanded uncertainty and specifications to ensure they meet your requirements. Uncertainty values are available upon request.

PINNACLE ANALYTICS

Potency Results

Sample Name: *Sour Hawaiian Haze*
Client: Fern Valley Farms
Client Batch ID:

Pinnacle-Analytics.com
613 Market St
Medford OR 97504
P:(541)300-8217

Sample ID: rC-H-182-G1486
Matrix: Flower
Prep Analyst: Megan A.
Analysis Method: 0813497 H4 4-23-2026 #1.lcm
Sampling Method: N/A
Reference Method: JCB 2009: HPLC/DAD
Analysis Batch: 10-21-2026 H4 182, 692, 696 Flower

Date Sampled: 10/19/2026
Date Reported: 10/22/2026
Client License: N/A
For R&D Purposes Only

Total THC (THCA*0.877+d9-THC)	0.593%
Total CBD (CBDA*0.877+CBD)	15.5%
Moisture Content	11.9%

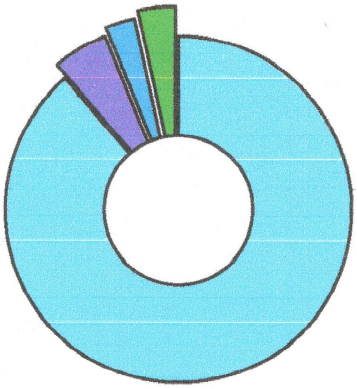

Cannabinoid	% Weight	mg/g
CBDV	<LOQ	<LOQ
CBDA	17.1	171.0
CBGA	0.993	9.93
CBG	<LOQ	<LOQ
CBD	0.529	5.29
THCV	<LOQ	<LOQ
CBN	<LOQ	<LOQ
d9-THC	<LOQ	<LOQ
d8-THC	<LOQ	<LOQ
CBC	<LOQ	<LOQ
THCA	0.676	6.76
Total Cannabinoids	19.3	193.0

*ORELAP Accredited Analyte
Limit Of Quantitation: 0.1%, analyte not measured

CBDA
CBGA
CBD
THCA

These test results may not be altered or reproduced except in full without the permission of Pinnacle Analytics. These results were generated following the Oregon Administrative Rules and in accordance with the NELAP Institute under ORELAP License #4152
Report generated by Flex_Potency_Rev1_2-9-2025

Kris Ford, PhD
Lab Director

PINNACLE ANALYTICS

Quality Control Results

Analyst: Megan A.

Analysis Batch: *10-21-2026 H4 182, 692, 696 Flower*

Pinnacle-Analytics.com
613 Market St
Medford OR 97504
P:(541)300-8217

	Duplicate RPD		LCS % Recovery		Method Blank	
	H-0-G1486-b	Limit	C-FL-102126	Limits	C-FB-102126	Limit
CBDA	0.266%	10%	94.5%	90-110%	<LOQ/2	LOQ/2
CBD	0.377%	10%	94.7%	90-110%	<LOQ/2	LOQ/2
d9-THC	<LOQ%	30%	96.0%	90-110%	<LOQ/2	LOQ/2
d8-THC	<LOQ%	30%	94.8%	90-110%	<LOQ/2	LOQ/2
THCA	0.868%	10%	100.0%	90-110%	<LOQ/2	LOQ/2

RPD: Relative Percent Difference between unknown sample and its duplicate
LCS: Laboratory Control Sample with known concentration
Case Comments: There were no divergences from ordinary Quality Control procedures or SOPs.

These test results may not be altered or reproduced except in full without the permission of Pinnacle Analytics. These results were generated following the Oregon Administrative Rules and in accordance with the NELAP Institute under ORELAP License #4152
Report generated by Flex_Potency_Rev1_2-9-2025

Kris Ford, PhD
Lab Director